



District Report Card: 2017


State: Odisha	District: Puri
Class: 3	Subject: Language
Schools: 55	Students: 729


Participation/Coverage


Students

GENDER 	Boys		Girls	
	Number	%	Number	%
	336	46.09	393	53.91

AREA 	Rural		Urban	
	Number	%	Number	%
	598	82.03	131	17.97

CATEGORY 	SC		ST		OBC		GEN	
	Number	%	Number	%	Number	%	Number	%
	201	27.57	9	1.23	443	60.77	76	10.43

CWSN 	LD	VI	HI	S&LD	ID	Oth
	1	1	0	4	4	2

Management 	Government		Government-aided	
	Number	%	Number	%
	703	96.43	26	3.57

Average Performance of Students in Language (%)

Overall	Gender		Area		Management		Social Group			
	Male	Female	Rural	Urban	Govt.	Aided	SC	ST	OBC	GEN
69.90	68.43	71.16	70.86	65.55	69.95	68.72	68.76	72.59	70.16	71.14

Performance on Learning Outcomes (LOs)

Learning Outcomes	Description	Average Performance(%)
L304	Reads small texts with comprehension i.e., identifies main ideas, details, sequence and draws conclusions	70.59
L312	Reads printed scripts on the classroom walls: poems, posters, charts etc.	68.53

Range of Performance of Students who Answered Correctly							
Below 30%		30% - 50%		50% - 75%		Above 75%	
Number	%	Number	%	Number	%	Number	%
30	4.12	90	12.35	276	37.86	333	45.68

Lowest Performing Learning Outcomes (LOs)

1 - Reads printed scripts on the classroom walls: poems, posters, charts etc. (68.53)

2 - Reads small texts with comprehension i.e., identifies main ideas, details, sequence and draws conclusions (70.59)